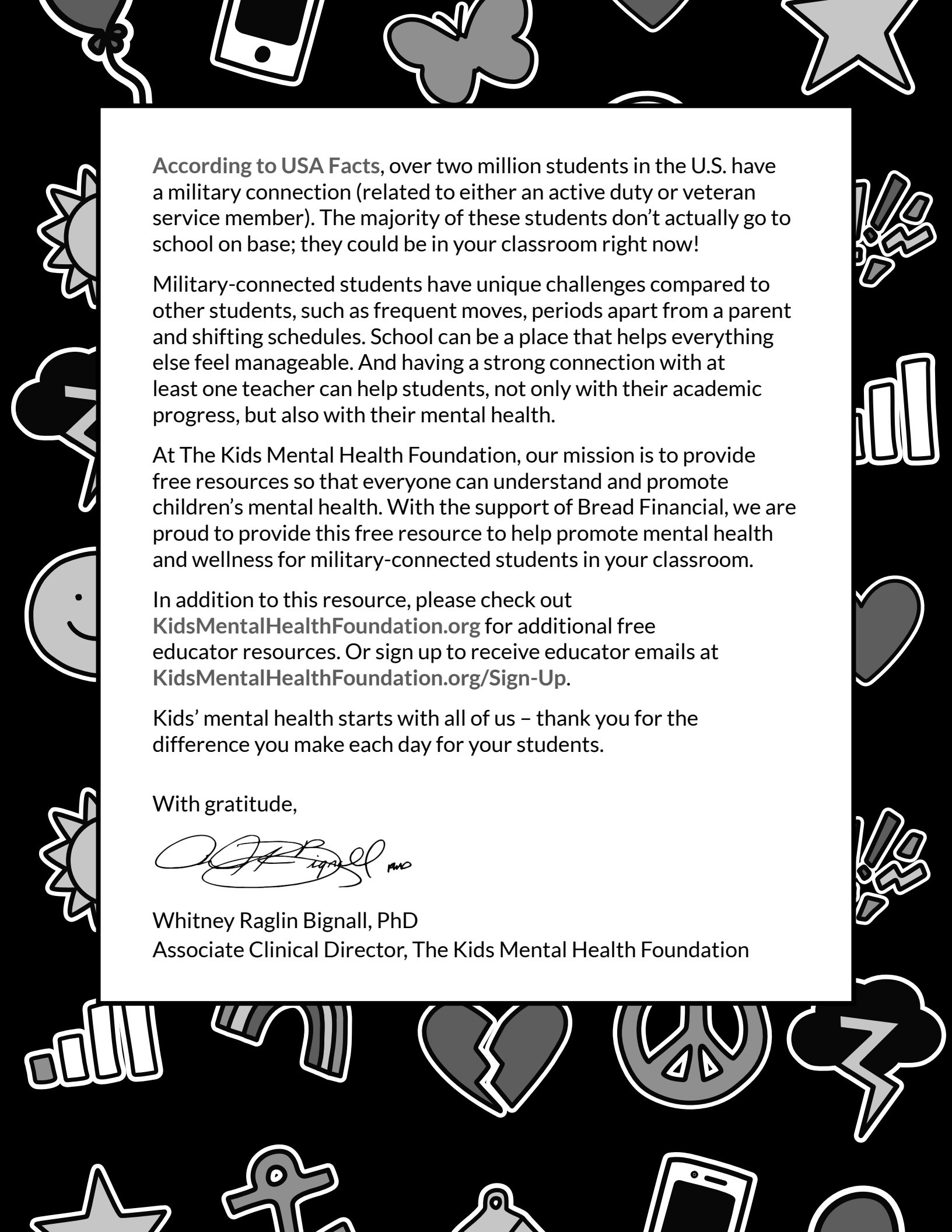


Building Strong Connections in the Classroom

Helping military-connected youth and other new students





According to USA Facts, over two million students in the U.S. have a military connection (related to either an active duty or veteran service member). The majority of these students don't actually go to school on base; they could be in your classroom right now!

Military-connected students have unique challenges compared to other students, such as frequent moves, periods apart from a parent and shifting schedules. School can be a place that helps everything else feel manageable. And having a strong connection with at least one teacher can help students, not only with their academic progress, but also with their mental health.

At The Kids Mental Health Foundation, our mission is to provide free resources so that everyone can understand and promote children's mental health. With the support of Bread Financial, we are proud to provide this free resource to help promote mental health and wellness for military-connected students in your classroom.

In addition to this resource, please check out [KidsMentalHealthFoundation.org](https://www.KidsMentalHealthFoundation.org) for additional free educator resources. Or sign up to receive educator emails at [KidsMentalHealthFoundation.org/Sign-Up](https://www.KidsMentalHealthFoundation.org/Sign-Up).

Kids' mental health starts with all of us – thank you for the difference you make each day for your students.

With gratitude,



Whitney Raglin Bignall, PhD
Associate Clinical Director, The Kids Mental Health Foundation

Inside This Resource

Getting Started in Your Classroom	3
What You Can Do to Help.....	4
Recommended Reading.....	7
Activity Instructions.....	8
Activity 1: Getting to Know You (grades PreK-12)	10
Activity 2: Weekly Check-Ins (grades PreK-12)	17
Activity 3: Conversation Starters (grades PreK-12)	37
Activity 4: What Do We Have in Common? (grades PreK-12)	39
Activity 5: Friend Feature (grades 1-8).....	45
Parent/Caregiver Letter	47



Tell us what you think!

Complete a survey and you'll be entered into a drawing to win a prize! At least 10 educators will be selected.



Getting Started in Your Classroom

Who is a “military-connected” student?

A military-connected student is one with a parent/caregiver or close relative who serves or has served (active duty, guard, reserve, or veteran) in any branch of the military. Some live on base; many don't. Some feel surrounded by military culture; others feel very alone in it. Their military ties may be obvious or not at all.

School stressors of military-connected students

Military-connected students have unique challenges compared to other students, such as:

- Frequent moves
- Periods apart from a parent
- Shifting schedules

For some, school is the steady place that helps everything else feel manageable; for others, it can feel like yet another stressor. Stress at home, including missing a parent, preparing for a move or adjusting after their parent(s) return home, can stack on top of school demands. It can negatively affect the student's ability to make friends, focus on school and complete assignments.

Helping military-connected students in the classroom

- **Belonging:** Military-connected kids could feel different or like they don't fit in. They could be tired of being the “the new kid,” grieving repeated goodbyes and have increased stress due to difficult circumstances.¹ Helping students feel like they belong reduces the long-term impact of trauma and adverse childhood experiences.²

Related resources: [Why School Belonging Matters](#)

- **Friendships:** These students could have challenges in forming and maintaining friendships as they change schools and move often.

Related resources: [Building Student Friendships](#)

- **Gaps in education:** Students may be playing catch up in school or repeating things they've already learned in school. Because they move frequently, academics are often disrupted and the identification of special needs or implementations of education services may be delayed. Family transitions may also cause them to have trouble planning and organizing their schoolwork.

- **Mental health:** Students may experience worry or mood swings, stress that may look like irritability or withdrawal, and/or physical symptoms such as headaches or stomachaches.

Related resources: [Helping Kids Handle Stress](#)

Despite these challenges, there are many ways to build resilience. **One of the strongest protective factors is positive, consistent relationships with caring adults at school – like you!** When you foster safety, predictability and voice/choice, you help every student, not just those with military ties.

¹Allen K. Kern ML. Vella-Brodrick D. Hattie J. Waters L. (2018). What schools need to know about fostering school belonging: A meta-analysis. *Educational Psychology Review*, 30(1), 1–34.

²Torgerson CN. Love HA. Vennum A. (2018). The buffering effect of belonging on the negative association of childhood trauma with adult mental health and risky alcohol use. *Journal of Substance Abuse Treatment*, 88, 44–50.

Myths & Facts Around Military-Connected Children

MYTH	FACT
“They’re used to moving; they’ll be fine.”	Many students adapt well, but frequent change can still have a negative impact on belonging and focus. Don’t assume they’ll be fine but ask the student and their family how you can support them.
“When their parent comes home, it fixes everything.”	Homecomings are joyful and can also be complicated and complex. This adjustment takes time.
“Needing help is weakness.”	Mental health can still be stigmatized in the military. Make sure to reframe seeking help as a courageous and strong choice.

When should I be worried about a student?

If you are worried about the mental health of one of your students, some warning signs could include:

- Withdrawal or isolation
- Sudden grade changes
- Irritability or risk-taking
- Changes in sleep or appetite
- Frequent headaches or stomachaches, especially around moves or deployments





Connect with your school counselor/psychologist or administrator and discuss ways to reach out to caregivers to support the student. Parents and caregivers can also reach out to their School Liaison through Military One Source. You can also visit the [Military Child Education Coalition \(MCEC\)](#) or the [National Veteran’s Memorial & Museum’s](#) resources for additional help.

What You Can Do to Help

Getting started...

- If you’re unfamiliar with the military, familiarize yourself with some of their common phrases or lingo.
 - *Related resource:* [Common acronyms](#)
 - *Related resource:* [Ways the general public can help military-connected children’s mental health](#)
- This packet includes **five different activities** for student check-ins, helping you get to know your military-connected students, and helping them get to know students in your classrooms. When activities are just for a certain grades, it will say that in the upper right-hand corner of the activity sheet.
 - These activities are meant to be helpful for all students but were created with military-connected students in mind.
- Consistent classroom routines may anchor them when life at home is changing.
 - Predictable schedules and clear expectations help them feel grounded and ready to learn. Post agendas, break tasks into clear next steps and give advance notice of changes.

- For students who join in the middle of the school year, do what you can to help them get used to your classroom routines.
- Early, caring check-ins help make a difference. Take time to get to know the student.
 - Many military-connected students bring leadership, adaptability, responsibility and global awareness. Find out more through the **Getting to Know You activity**.
 - Encourage students to take on leadership roles, peer-welcoming jobs and projects that highlight service.
 - Introverted students may prefer to journal or connect in smaller groups.
- Integrate activities and ways to create belonging in your classroom to build community. Ideas to get you started:

Strategy	Activities/Suggestions
Increasing belonging 	<ul style="list-style-type: none"> • Show interest in the student’s story at their pace, honoring their privacy. • Help them find their place in your classroom by looking for things that they have in common with other students and what unique skills they bring to the class. • Small, regular check-ins beat intense or lengthy discussion (See Activity Weekly Check-in).
Helping them make friends 	<ul style="list-style-type: none"> • Use intentional buddy/welcome systems. The military uses the “Battle Buddy” system, assigning people to travel in pairs to reduce isolation. If you have an outgoing and welcoming student, consider asking them to serve as an ambassador for the new student, walking with them to classes/lunch/recess/etc. • See Friend Feature activity or encourage teens to use the Conversation Starters and discuss answers.
Validating and expressing emotions 	<ul style="list-style-type: none"> • Students of all ages can benefit from identifying their feelings. They may seem sad but actually be angry about having to move and leave their friends. Asking questions using the Conversation Starters may help. • Saying things like, “It makes sense this is hard” or “That sounds really difficult” instead of “Well, you need to figure it out” or “A lot of other kids have challenges, too.” • Teach calm-down strategies (like mindfulness or belly breathing) and model problem-solving language.
Celebrating military-connected students 	<ul style="list-style-type: none"> • April is the month of the military child. • Consider reading a book in class from our reading list (see page 7) or doing a special activity. • Younger kids may enjoy coloring sheets with military themes. • Teens might want to create a slideshow of service members from across the school that can be displayed throughout April.

When family transitions happen...

Because kids often have to move or miss school, help them prioritize what's most important. When possible, extend deadlines to give them more time.

When military-connected students tell you they will be moving soon, consider what documents you can send to their new teacher/classroom to help them transition smoothly.

You are not alone in this! Reach out to others to collaborate and support these children:

- Coordinate with counselors, family and the command/unit sponsored support network for military families called a Family Readiness Group (FRG).
- Ask about moves and returns and try to make sure everyone is on the same page.

Privacy note (OPSEC): Military-connected children are often told to be careful what they share about their loved one's mission/deployment/etc. Avoid unnecessary questions or ask the parent or caregiver for details if you need more information. Focus on helping the student feel supported.



Recommended Reading

We've compiled this list of books that may be helpful for your classroom. *We encourage you to read them first to make sure they are appropriate and meet the requirements of your school.*

Helping the Whole Class Understand Military Families

- *When Dad's at Sea*, Mindy Pelton (5-8 years)
- *Brave Like Me*, Barbara Kerley (3-5 years)
- *Petunia Moves Again*, Miranda Kogon Montoya (3-9 years)
- *Who Is Sam the Soldier?*, Erin Morris (5-9 years)
- *Ginny Off the Map*, Caroline Hickey (10-14 years)

Helping Kids With Deployment

(suggested as an individual read with a child or suggest to families)

- *Lily Hates Goodbyes*, Jerilyn Marler (ages 2-7)
- *A Paper Hug*, Stephanie Skolmoski (ages 4-8)
- *Countdown 'Til Daddy Comes Home*, Kristin Ayyar (ages 4-8)
- *Love, Lizzie Letters to a Military Mom*, Lisa Tucker McElroy (ages 4-8)
- *Sometimes We Were Brave*, Pat Brisson (ages 5-7)
- *Ginny Off the Map*, Caroline Hickey (10-14 years)

Helping Kids Through Grief

- *Hugs on the Wind*, Marsha Diane Arnold and Vernise Elaine Pelzel (ages 4-6)

Read Aloud or Discussion Books for Tweens and Teens to Help Them Understand Others' Lived Experiences

- *Ginny Off the Map*, Caroline Hickey (10-14 years)
- *WhatsHisFace*, Gordon Korman (9-13 years)
- *Hazard*, Frances O'Roark Dowell (9-14 years)
- *Military Kids Speak*, Julia Rahm (10-16 years)
- *Second in Command*, Sandi Van (14-17 years)
- *Not Now, Not Ever*, Lily Anderson (14-17 years)

For more book recommendations for a variety of ages, visit your local library or the [National Veteran's Memorial & Museum's book list](#).

Activity 1: Getting to Know You

This one-on-one activity allows you to learn more about your military-connected students.

- For younger students, you will need to walk them through the sheets. Or you could send it home for them to complete with a caregiver and then review it when they bring it back in.
- For older students, you may give it to them and ask them to fill it out and turn it in. Then, you can schedule time with them to discuss some of their answers.

Activity 1 PreK-K

Get to Know Your Military-Connected Students

Name: _____ I am _____ years old.

I live with: (circle all that apply)

Mom Dad Grandparent Other family member Other caregiver: _____ (name)

I have _____ sister(s) _____ brother(s)

I have _____ pets.
Draw a picture of your pet(s) below:

Draw a picture of where you live.

Circle the circle with your favorite color.

What games do you like to play? Or what do you enjoy doing?

Get more resources at KidsMentalHealthFoundation.org

Activity 2: Weekly Check-Ins (can be used with all students, different versions for each age group)

The purpose of this activity is to give you a **snapshot of how your students are feeling**. It gives students an opportunity to **pause and reflect on how they're doing**. These may help you build an ongoing relationship and notice changes or trends over time.

1. For each age range, there are five activity sheets provided. Make as many copies as you need for your class.
2. Hand them out and collect them when they're complete. You may choose to give them back after you've reviewed them, create a binder where they're kept for students or discard them.
3. You can decide when and how to use the check-in. If your goal is to build relationships, it would be ideal to use at the same time each week, as part of a routine.

Early Childhood Instructors: You will likely need to walk the students through the activities.

Activity 2 PreK-1

Week 1 Check In How are you feeling today?

😊 😞 😐 😡 😭

Draw or write something you are thankful for.

Get more resources at KidsMentalHealthFoundation.org

Activity 3: Conversation Starters

Use the Conversation Starters to have conversations one-on-one or with the whole classroom. If you use it with the whole classroom, you may choose to skip the military specific questions and just ask those one-on-one or with a smaller group of military-connected students.

Some teachers have told us they use Conversation Starters at lunch tables to spark conversation; others use them in homeroom or circle time.

One question from the younger student conversation sheet is specific to the military. For the tweens and teens sheet, there are four questions about being related to someone in the military.

Feel free to use any of the questions with tweens and teens.

Activity 3 PreK-Grade 5

Conversation Starters

What's something funny or exciting that happened today?

If you could create a new holiday, what would it be about?

What's your favorite thing about yourself?

Name 3 things that make you smile.

Can you draw or tell me about your favorite part of your day?

What's your favorite place you've been to?

What's something cool about being part of a military family?

What do you like most about meeting new friends at camp?

How big are your feelings today? (1 is the smallest, big like a dinosaur or somewhere in between)

What do you do to feel calm if things around you feel too noisy or busy?

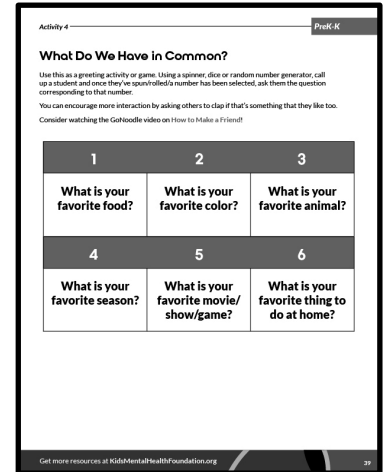
Get more resources at KidsMentalHealthFoundation.org

Activity 4: What Do We Have in Common? (BINGO Game)

Can be used with all students

Instructions vary based on age range. For elementary and middle school:

1. Explain that students will be trying to find others in the class who they have something in common with.
 - Ask questions based on each box, such as “Do you have an older brother or sister?”
 - If the other student says yes, write their initials (each student should write on their own sheet).
 - Students must also ask one follow-up question to check off that box. This encourages students to talk more and get to know their fellow classmates.
 - Explain that students should try to match five boxes in a row from five different students.
2. Encourage them to use this activity to practice their friendship skills.
 - First, introduce yourself to your classmate. “Hi, my name is X. What is your name?”
 - Then, ask them a question about the box. For example, if the box says, “plays soccer,” ask, “Do you play soccer?” Most of the time, you can start your question with ‘Do you...?’



Activity 5: Friend Feature

Have students pretend they’re interviewing someone famous. But instead of a YouTube celebrity or a sports star, they’re going to interview another student.

You might say something like: *I want you to pair up with another person whom you don’t know very well. Not only do we want to learn new things about others, but this is also a great time to meet new friends!*


- Make sure to check that students aren’t paired up with their friends.
- Explain the worksheet

You’ll see this “Friend Feature” has lots of great places for you to learn new things about your classmate. You will write or draw what you’ve learned about them.

Have students reflect on the uniqueness of their new friends, as well as the similarities they share.

When you’re learning what makes your classmate unique, think about these questions too:

- *What makes them special? What are some things they like that are different from what I like?*



Activity 5: Friend Feature Cont'd.

- *What do we both like to do?*
- *What do we have in common?*
- *What are some activities or games we might both enjoy together?* (This question is an attempt to encourage students to build new friendships by finding activities to try together.)

Optional: After kids have completed their worksheets, ask if any would like to come up and share what they've learned about each other. You can display the worksheets in your room or let partners take their own (or their interviewer's) copy home.



Tell us what you think!

Complete a survey and you'll be entered into a drawing to win a prize! At least 10 educators will be selected.



Getting to Know You

Name: _____

I am _____ years old.

I live with: *(circle all that apply)*

Mom Dad Grandparent Other family member Other caregiver: _____ (name)

I have _____ sister(s) _____ brother(s)

I have _____ pets.

Draw a picture of your pet(s) below:

Draw a picture of where you live.

Color the circle with your favorite color.

What games do you like to play? Or what do you enjoy doing?

Getting to Know You

Name: _____ I am _____ years old.

I live with: *(circle all that apply)*

Mom Dad Grandparent Other family member Other caregiver: _____ (name)

I have _____ sister(s) _____ brother(s)

I have _____ pets.

Draw a picture of your pet(s) below:

Draw where you live:

Tell me about where you live.

What is your favorite thing about your home?

Getting to Know You *Cont'd.*

What do you like to do?

In my family, the person I'm closest to is _____

because _____

My favorite thing about school is: _____

If you could move with your family anywhere in the world, where would you go?

Getting to Know You

Name: _____ I am _____ years old.

I live with: *(check all that apply)*

Mom Dad Grandparent Other family member Other caregiver: _____ (name)

I have _____ sister(s) _____ brother(s)

I have _____ pets. What are their names and what kind of pet are they? _____

What's a food that you love and a food that you would never eat? _____

Tell me about where you live. _____

What is your favorite thing about where you live?

What is your least favorite thing about it?

In my family, the person I'm closest to is _____

because _____

Getting to Know You *Cont'd.*

Who is your best friend and how did you meet them?

Who are your good friends here at school?

My favorite thing about school is:

My least favorite thing about school is:

What is something you wish people knew about you?

What's your favorite music, sport, game or thing to do?

Getting to Know You

Name: _____ I am _____ years old.

I live with: *(check all that apply)*

Mom Dad Grandparent Other family member Other caregiver: _____ (name)

I have _____ sister(s) _____ brother(s)

I have _____ pets. Tell me their names and what kind of pet they are. What do you like about them?

Tell me about where you live. _____

What is your favorite thing about where you live?

What is your least favorite thing about it?

In my family, the person I'm closest to is _____

because _____

Who is your best friend and how did you meet them?

Getting to Know You *Cont'd.*

Who are your good friends here at school?

My favorite thing about school is:

My least favorite thing about school is:

What's your favorite subject at school?

What's something you love to eat?

What's something you would never eat?

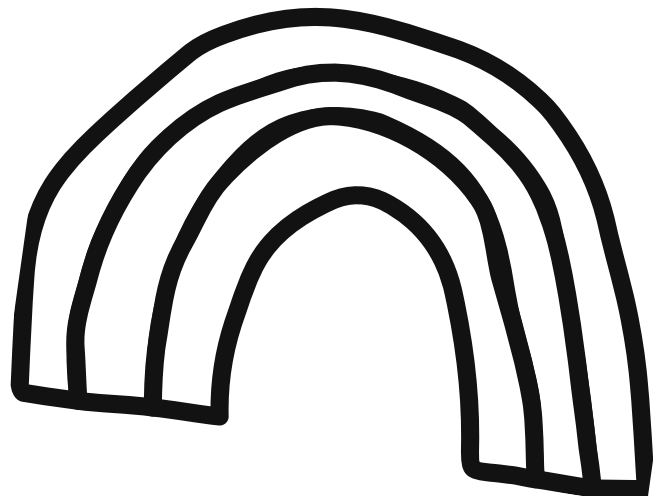

What's your favorite music, sport, game or thing to do?

Week 1 Check-In

How are you feeling today?



Draw or write something you are thankful for.




Week 2 Check-In

How are you feeling today?




Draw or write something fun you did this week.





Week 3 Check-In

How are you feeling today?



Draw or write something you do well.




Week 4 Check-In

How are you feeling today?



Draw or write something you're looking forward to.



Week 5 Check-In

How are you feeling today?




Draw or write something that makes you happy.



Week 1 Check-In

How are you feeling today?



Write about someone you are thankful for.

Seek and Find


K V O G A I D E C G
 S U X N B E Q X O B
 K C A W I R P C N X
 B R A R T U R I F N
 W V R R A R O T U F
 R O K T E J U E S I
 W X Z Q I D D D E E
 A N G R Y R I V D U
 C V N L O Z E K S E
 D E W S C V P D A X

Key

- | | | |
|--------|---------|----------|
| Scared | Angry | Excited |
| Proud | Tired | Confused |
| | Worried | |

Week 2 Check-In

How are you feeling today?



Draw or write something fun you did this week.

Seek and Find




Key

- Heart
- Butterfly
- Flower pot
- Flower
- Ice cream cone
- Rainbow

Week 3 Check-In

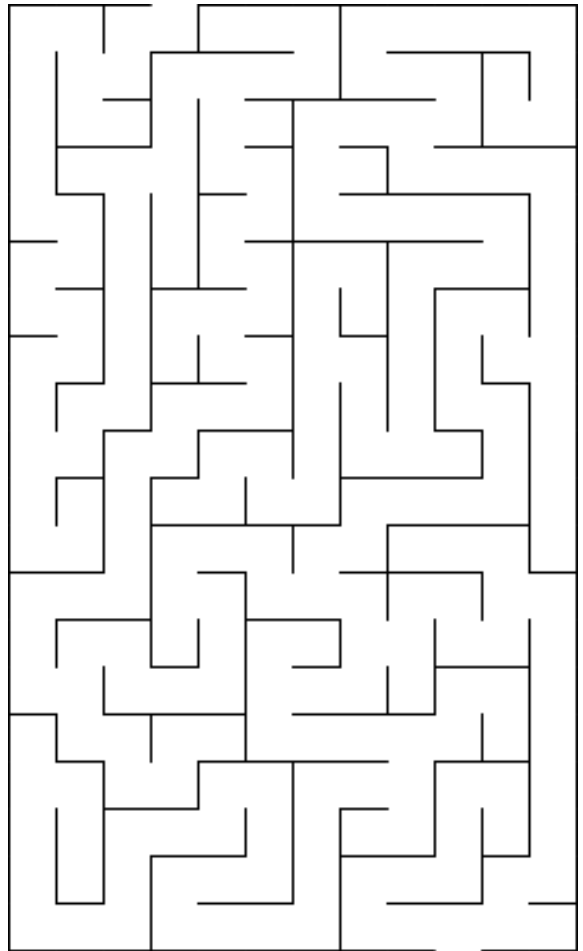
How are you feeling today?



Draw or write something you're proud of.

MAZE


START



FINISH

Week 4 Check-In

How are you feeling today?



Draw or write something you're looking forward to.

Seek and Find


U C H R B N Q J E K V L
 I J O X D N E C B I Q E
 C N U N Q F I Y D N H A
 Z B T Y F V K H H D X D
 R E D E R I R E E N T E
 T L V E G H D Z T E B R
 O N S Q O R G E D S W S
 H O N O R U I U N S F H
 A F J K H V P T L C V I
 V U H G N G J W Y B E P
 F W R H R R G P I J O H
 U L M W S T B L V S G F

Key

- | | | |
|------------|------------|----------|
| Confidence | Leadership | Service |
| Honor | Integrity | Kindness |

Week 5 Check-In

How are you feeling today?



Draw or write something you want to get better at.

Seek and Find



Key

- | | | |
|----------------|-------------|-------|
| Smiley face | Soccer ball | Book |
| Phone | Envelope | Plant |
| Cloud/Sunshine | Backpack | |

Week 1 Check-In

How are you feeling today? There are many different emotions.




Create your own emoji to express how you're feeling this week.

Choose one of the questions and answer it:

Something I did well today...
OR
Something that stood out to me today was...

Select the icon that you like best today



Week 2 Check-In

How are you feeling today? There are many different emotions.





Create your own emoji to express how you're feeling this week.

Choose one of the questions and answer it:

Today I accomplished...
OR
Something I am thankful for is...

Create your own icon. Draw an icon that you feel like expresses how your week is going.



Week 3 Check-In

How are you feeling today? There are many different emotions.

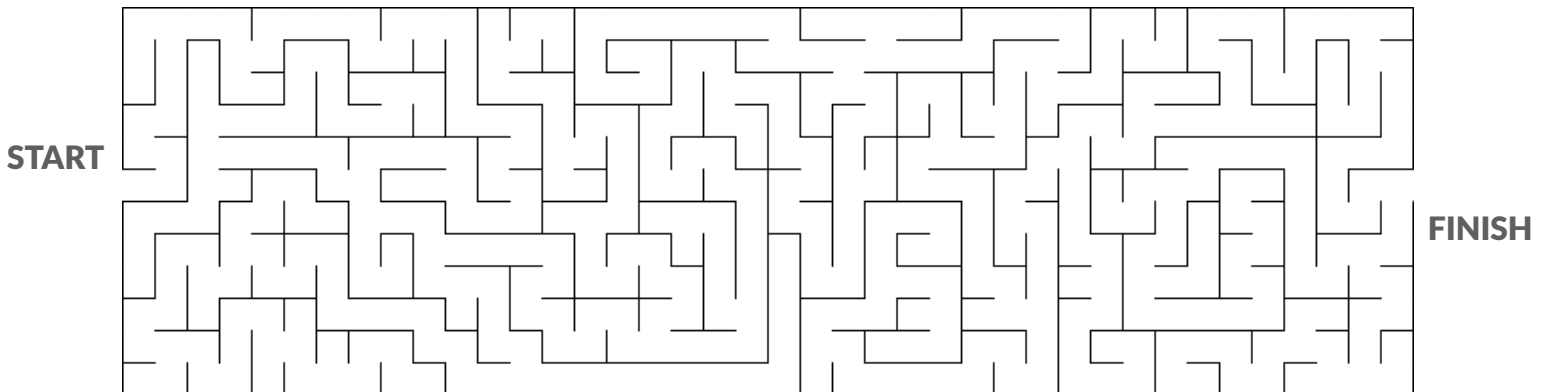


Create your own emoji to express how you're feeling this week.

Choose one of the questions and answer it:

I am proud of myself when...
OR
I was surprised this week when...

Complete the maze



Week 4 Check-In

How are you feeling today? There are many different emotions.



Create your own emoji to express how you're feeling this week.

Choose one of the questions and answer it:

I saw something positive! It was...

OR

Something fun I did this week...

Think of these words: courage, respect, integrity, excellence, service – select the 3 that you feel like most describe you and write a sentence about why.

Week 5 Check-In

How are you feeling today? There are many different emotions.



Create your own emoji to express how you're feeling this week.

Choose one of the questions and answer it:

I felt good about myself when I helped...

OR

I'm working to get better at...

Draw a picture of your favorite toy from childhood.


Week 1 Check-In

Content Irritated
 Moody
Comfortable Anxious
Blah Worried
 Annoyed Lonely
 Unhappy
Disappointed Happy

Describe how this week is going using 1-3 words.

What do you do when you want to improve your mood?

Select one of these questions and share your thoughts with a teacher or classmate.



*Who has been your favorite teacher?
Why?*



What did you do today for your mental health?



What's your favorite song and how does it make you feel?

Week 2 Check-In


Content Irritated
 Moody
Comfortable Anxious
Blah Worried
 Annoyed Lonely
 Unhappy
Disappointed Happy

Describe how this week is going using 1-3 words.

What is a goal that you are hoping to achieve? Break down the steps you'll take to work toward your goal.

Select one of these questions and share your thoughts with a teacher or classmate.


Is there anyone you admire? What impresses you about them?


What makes you super happy?


What is something you got better at this week?


Week 3 Check-In

Content Irritated
 Moody
Comfortable Anxious
Blah Worried
 Lonely
 Unhappy
Disappointed Happy


Describe how this week is going using 1-3 words.

What are you really good at? How do you feel when you're doing that activity?

Select one of these questions and share your thoughts with a teacher or classmate.



If you could be any age, what age would you pick?



If you had to live on an island by yourself, what 3 things would you bring?



What would your best day look like?


Week 4 Check-In

Content Irritated
 Moody
 Anxious
Comfortable Worried
Blah Lonely
 Unhappy
 Happy
Disappointed

Describe how this week is going using 1-3 words.

Write or draw 3 things you're grateful for today.


Select one of these questions and share your thoughts with a teacher or classmate.



If you could meet any person in the world, who would it be?



What gift would you really like to get?



What animal do you think is most like you? Why?

Week 5 Check-In

Content Irritated
 Moody
Comfortable Anxious
Blah Worried
 Annoyed Lonely
 Unhappy
Disappointed Happy

Describe how this week is going using 1-3 words.

Write about something you're looking forward to. What is exciting about it?


Select one of these questions and share your thoughts with a teacher or classmate.



What is the best thing about school?



How were you kind to someone today?



If you could make one rule that everyone had to follow, what would it be?

Conversation Starters


Conversation Starters

What's something funny or exciting that happened today?

 The Kids Mental Health Foundation™

Conversation Starters

If you could create a new holiday, what would it be about?

 The Kids Mental Health Foundation™

Conversation Starters

What's your favorite thing about yourself?

 The Kids Mental Health Foundation™

Conversation Starters

Name 3 things that make you smile.

 The Kids Mental Health Foundation™

Conversation Starters

Can you draw or tell me about your favorite part of your day?

 The Kids Mental Health Foundation™

Conversation Starters

What's your favorite place you've lived so far?

 The Kids Mental Health Foundation™

Conversation Starters

What's something cool about being part of a military family?

 The Kids Mental Health Foundation™

Conversation Starters

What do you like most about meeting new friends at new places?

 The Kids Mental Health Foundation™


Conversation Starters

How big are your feelings today?
(Tiny like a mouse, big like a dinosaur or somewhere in between)

 The Kids Mental Health Foundation™

Conversation Starters

What do you do to feel calm if things around you feel too noisy or busy?

 The Kids Mental Health Foundation™

Conversation Starters


Conversation Starters

How do you introduce yourself when meeting someone new? Do you mention being a military kid?

 The Kids Mental Health Foundation™

Conversation Starters

If you were in charge of welcoming new kids to your school, what would you do?

 The Kids Mental Health Foundation™

Conversation Starters

What's one thing you wish others knew about military life?

 The Kids Mental Health Foundation™

Conversation Starters

What's your favorite way to relax or take care of yourself?

 The Kids Mental Health Foundation™


Conversation Starters

What military values or skills have you picked up from your family that help you navigate tough times?

 The Kids Mental Health Foundation™


Conversation Starters

How has being a military kid influenced your goals or plans for the future?

 The Kids Mental Health Foundation™

Conversation Starters

If you could choose where to live, where would it be and why?

 The Kids Mental Health Foundation™

Conversation Starters

Is there someone you admire for how they've handled life challenges? How do they inspire you?

 The Kids Mental Health Foundation™

Conversation Starters

Can you think of a situation where your resilience really helped you?

 The Kids Mental Health Foundation™

Conversation Starters

What would be your perfect day?

 The Kids Mental Health Foundation™

What Do We Have in Common?

Use this as a greeting activity or game. Using a spinner, dice or random number generator, call on a student and once they've spun/rolled/a number has been selected, ask them the question corresponding to that number.

You can encourage more interaction by asking others to clap if that's something that they like too.

Consider watching the GoNoodle video on [How to Make a Friend!](#)

1	2	3
What is your favorite food?	What is your favorite color?	What is your favorite animal?
4	5	6
What is your favorite season?	What is your favorite movie/show/game?	What is your favorite thing to do at home?

What Do We Have in Common?

Instructions:

Copy a bingo card (next page) for each student and hand them out.

1. Explain that students should try to match five boxes in a row from five different students.
 - Ask questions based on each box, such as “Do you have an older brother or sister?”
 - If the other student says yes, write their initials (each student should write on their own sheet).
 - Students must also ask one follow-up question to check off that box. This encourages students to talk more and get to know their fellow classmates.
2. As you’re preparing for this activity, encourage students to use this as a friendship building activity:
 - First, introduce yourself to your classmate. “Hi, my name is X. What is your name?”
 - Then, ask them a question about the box. For example, if the box says, “plays soccer,” ask, “Do you play soccer?” Most of the time, you can start your question with ‘Do you...?’

Has an older brother or sister	Can do a handstand	Enjoys crafts	Has a pet dog or cat	Is the oldest child in their family
Love pizza	Likes to be outside	Plays a sport	Is in a club	Enjoys reading
Loves listening to music	Likes the winter		Loves summer	Has visited another state
Is an only child	Likes to sing	Love chocolate	Likes science	Has a spring birthday
Loves superheroes	Has a fall birthday	Loves to travel	Has a favorite restaurant	Loves to build things

What Do We Have in Common?

Has an older brother or sister	Can do a handstand	Enjoys crafts	Has a pet dog or cat	Is the oldest child in their family
Love pizza	Likes to be outside	Plays a sport	Is in a club	Enjoys reading
Loves listening to music	Likes the winter		Loves summer	Has visited another state
Is an only child	Likes to sing	Love chocolate	Likes science	Has a spring birthday
Loves superheroes	Has a fall birthday	Loves to travel	Has a favorite restaurant	Loves to build things

What Do We Have in Common?

Instructions:

Copy a bingo card (next page) for each student and hand them out. Explain that students should try to fill in five boxes in a row from five different students.

- Ask questions based on the boxes they find interesting, such as “What’s your favorite subject?”
- Write their answer and first name /initials in the box (only the student who owns that board may write in their boxes).
- Students should also ask one follow-up question to check off that box. This encourages students to talk more and get to know their fellow classmates.

As you’re preparing for this activity, encourage students to use this as a friendship building activity:

- First introduce yourself to your classmate. “Hi, my name is X. What is your name?”
- Then, ask them a question about the box. For example, if the box says, “food you hate,” ask, “What food makes you go YUCK?”

Add a star if there are things you have in common.

Favorite subject	Favorite candy	States visited	Number of siblings	Favorite food
Favorite movie	Favorite musician	Food you hate	Favorite frozen treat	Favorite game
Morning or night	Birth month	Least favorite subject	Inside or outside?	Best book
Sport	Eye color	Restuarant	Left or right handed	Musical instrument
Have you had braces	Likes to camp	Favorite superhero	Roller coaster or carnival games	Unusual pet

What Do We Have in Common?

Favorite subject	Favorite candy	States visited	Number of siblings	Favorite food
Favorite movie	Favorite musician	Food you hate	Favorite frozen treat	Favorite game
Morning or night	Birth month	Least favorite subject	Inside or outside?	Best book
Sport	Eye color	Restuarant	Left or right handed	Musical instrument
Have you had braces	Likes to camp	Favorite superhero	Roller coaster or carnival games	Unusual pet

What Do We Have in Common?

Find someone in the room that you have something in common with (see below). Write their name. Try not to use anyone's name more than once.

<p>Has the same birth month as you</p> <p>_____</p>	<p>Has been somewhere that you've also been</p> <p>_____</p>	<p>Was born on the same day of the month as you were</p> <p>_____</p>
<p>Enjoys one of the same hobbies as you</p> <p>_____</p>	<p>Likes the same type of food as you</p> <p>_____</p>	<p>About the same height as you are</p> <p>_____</p>
<p>Likes the same kind of music</p> <p>_____</p>	<p>Has the same number of siblings as you have</p> <p>_____</p>	<p>Enjoys the same kind of movies</p> <p>_____</p>
<p>Shares a fear that you have</p> <p>_____</p>	<p>Same favorite season</p> <p>_____</p>	<p>Same favorite subject</p> <p>_____</p>

Friend Feature

(Name of Interviewer)

All About _____ Age _____ Birthday _____
(Your partner's name)

Write about or draw your partner's five favorite things to do.

Write or draw you and your partner doing an activity together.

Ask your partner these questions:

What's your favorite place you've visited or lived?

What's your favorite holiday to celebrate?

What's your favorite food?

Friend Feature

(Name of Interviewer)

All About _____ **Age** _____ **Birthday** _____

(Your partner's name)

In their free time, your partner likes to...

1. _____

2. _____

3. _____

4. _____

5. _____

Your partner's favorites are:

Snack: _____

Music type: _____

Subject in school: _____

Season: _____

Show/book/game: _____

Star anything here that is also your favorite.

What's the best place they've ever lived or visited?

What is your partner's ideal vacation?

Discuss together: What's one thing we may enjoy doing together?

Dear Parents & Caregivers,

Your student has been learning about mental health and wellness with activities from The Kids Mental Health Foundation.

The Kids Mental Health Foundation's mission is to give expert-created resources and tools to all U.S. communities so that **everyone can understand and promote mental health for children**. Our free resources focus on mental wellness topics including happiness, coping with feelings of anxiety, mindfulness, helping kids make friends and more.

Here are a few topics you may be interested in:

- **Routines**
- **Screens, Social Media and Technology**
- **How Belonging Boosts Mental Health**
- **Starting Conversations**

All of the materials on our website are free and yours to download and share.



You can get more mental wellness information by signing up for our weekly newsletter at KidsMentalHealthFoundation.org/Sign-Up.



**The Kids
Mental Health
Foundation™**

   [#KidsMentalHealthFoundation
KidsMentalHealthFoundation.org](https://www.KidsMentalHealthFoundation.org)

At The Kids Mental Health Foundation, children's mental health is our mission. That's why we've partnered with organizations to share mental health lessons, full of tips and resources that can help your child grow.

If you'd like to learn more about children and mental wellness, feel free to check out our website at [KidsMentalHealthFoundation.org](https://www.KidsMentalHealthFoundation.org).

Queridos padres y familiares,

Tu estudiante ha estado aprendiendo sobre salud mental y bienestar con actividades de The Kids Mental Health Foundation.

La misión en The Kids Mental Health Foundation es brindar recursos y herramientas creadas por expertos a todas las comunidades de EE. UU. para que **todos puedan entender y promover la salud mental de los niños**. Nuestros recursos gratuitos se enfocan en temas de bienestar mental así como la felicidad, cómo manejar sentimientos de ansiedad, atención plena (mindfulness), cómo ayudar a los niños a hacer amigos y mucho más.

Aquí hay algunos temas que pueden interesarte:

- **Rutinas**
- **Pantallas, redes Sociales y tecnología**
- **Cómo el sentido de pertenencia mejora la salud mental**
- **Cómo iniciar conversaciones**

Todos los materiales en nuestro sitio web son gratuitos y están disponibles para que los descargues y compartas.



   #KidsMentalHealthFoundation
[KidsMentalHealthFoundation.org/es](https://www.KidsMentalHealthFoundation.org/es)

En The Kids Mental Health Foundation, la salud mental de los niños es nuestra misión. Por eso nos hemos asociado con organizaciones para compartir lecciones de salud mental, llenas de consejos y recursos que pueden ayudar a tu hijo a crecer.

Si quieres aprender más sobre los niños y el bienestar mental, visita nuestro sitio web en [KidsMentalHealthFoundation.org/es](https://www.KidsMentalHealthFoundation.org/es).